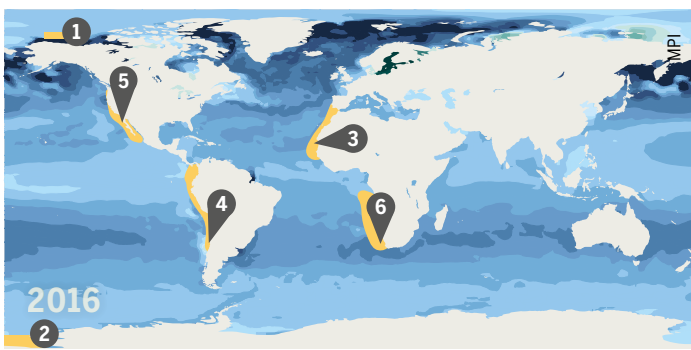
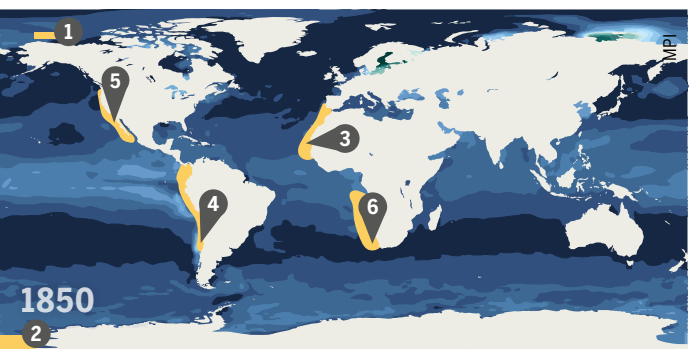
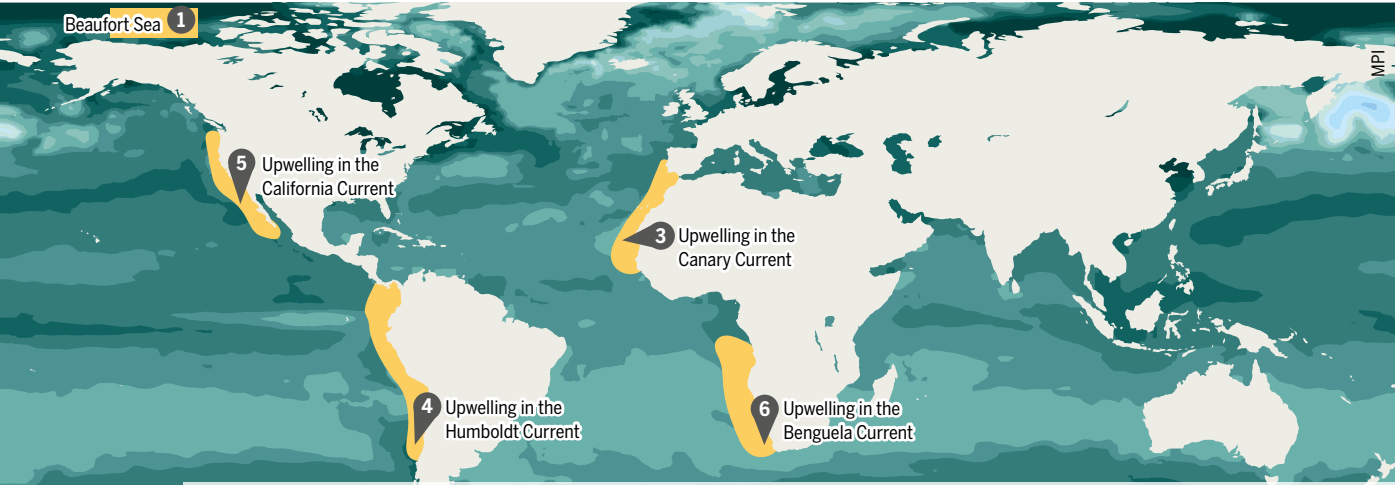



The Manmade Ocean Crisis—Modeling Predictions



pH of the ocean surface



2100

pH values over time



Region	1850	2016	2100
1 Beaufort Sea	8.02	7.93	7.62
2 Ross Sea	8.09	7.98	7.64
3 Canary Current	8.15	8.07	7.78
4 Humboldt Current	8.04	7.96	7.66
5 California Current	8.15	8.01	7.70
6 Benguela Current	8.15	8.04	7.74

Reality is exceeding predictions. For example, in March 2017 a pH value of 7.6 was measured in the Humboldt Current—83 years sooner than predicted.